



How do I recognize tempered and laminated glass?

The easiest way to check if you have tempered glass is to roll down a side window, and look on the end face side of the window. When you see one layer with rounded off edges it is tempered glass. When you see two or more layers, it is laminated glass. Please check the image and video.


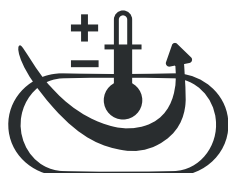

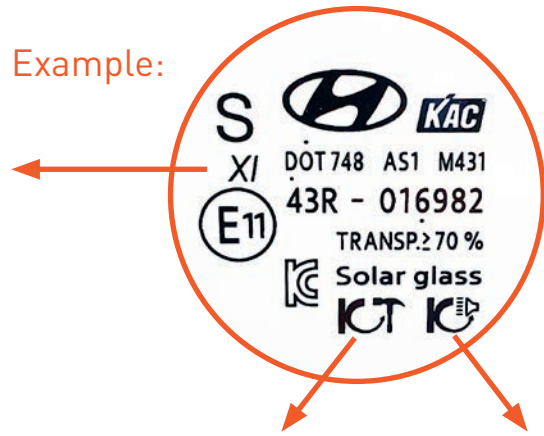


SAFETY HAMMERS DO NOT BREAK LAMINATED GLASS!

Common words and symbols on car glass that indicate laminated glass:
(the list is not exhaustive)

L, LF, LP, HP
II, III, IV, V-VI, V-XI, XI
AS1
ACOUSTIC, SOLAR
LAMINATED, LAMISAFE
>PVB<

Example:



Different kinds of glass:

1. **Tempered glass** – mostly used in side windows and rear window.
This type of glass is easy to break with a certified Safety Hammer. When hitting the glass it shatters in tiny fragments. These fragments will not have dangerous shards. It makes for an easy escape, when your doors will not open.
2. **Laminated glass** – this is standard for windshields and optional for side windows
This type of glass has two layers of glass bonded together with a plastic film. When hitting the glass it will crack but it stays together because of the film. It becomes almost impossible to get out the car trough this window.